



The Boating Advisory Council's Annual Report for 2016

Mount Baker enjoyed a strong year in 2016 with enrollment in many classes at capacity; with impressive competitive results by juniors and masters; with significant program support through volunteer services and fundraising; and with sound finances.

Volunteer Work and Community Service

Volunteer support is fundamental to Mount Baker's success. Parents and participants contributed 2,643 hours of service ranging from feeding athletes at regattas and chaperoning junior crew events, to pulling weeds and cleaning boat bays each month. The monetary value of these volunteer hours exceeds \$76,000. This remarkable level of volunteer support significantly reduces class fees, maintains a clean boathouse and enriches the programs for all participants. Most importantly, it builds a strong sense of community at the boathouse around the purpose of encouraging healthy living, building strong bodies and helping one another.

Similarly, community service forms an important part of life at Mount Baker, especially for juniors. Athletes seeking to earn their school-required community service hours and their varsity letter must complete 60 hours of community service annually. Each year, varsity rowers undertake cleanup of a 3-mile stretch of Lake Washington Blvd., from Mount Baker Beach to Seward Park. Additional community service by juniors included staffing Seattle Parks' Big Day of Play. Adult rowers, for their part, held a food drive in December that contributed \$12,000 in cash and 215 pounds of rice to the Rainier Valley Food Bank, our near neighbor and Seattle's busiest food bank.

Outreach and Financial Aid

Mount Baker pursues outreach in two distinctive ways:

- Through **Rainier Valley Rowing** (RVR) which we co-sponsor in a partnership with the George Pocock Rowing Foundation and Seattle Parks and Recreation. RVR engages youth who would not otherwise be able to row to participate fully in the sport. Five RVR-supported athletes rowed at Mount Baker in 2016.
- Through our **Community Boating** program, a summer activity for young people using Seattle's Community Centers. Due to aggressive outreach, 240 kids participated in 2016, nearly double the number from the prior year. We provided \$1,900 of support to staff this program.

We provided \$5,000 in **financial aid** to participants seeking financial assistance. Financial aid went to both juniors and adults for classes and regattas.

Community Service in 2016

- **2,643 Volunteer Hours**
- **240 kids with no-fee participation in Summer Boating from Community Centers**
- **Lake Washington Blvd. 3-mile clean-up by Junior Crew**
- **Food Bank drive contributed \$12,000 and 215 pounds of rice**

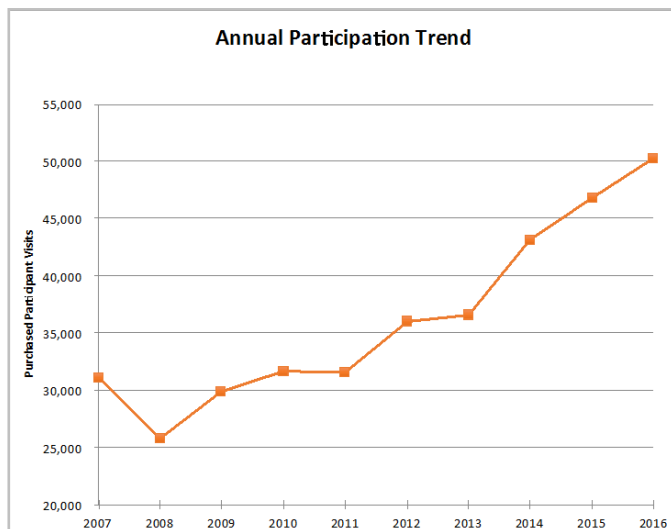


Program Growth

Participation across all programs grew 7% over the prior year, continuing the trend of strong year-over-year growth. Over the last 10 years, Mt. Baker's participation has grown 62%, far above population growth in that period.

Junior Crew enrollment stayed near capacity in both novice and varsity teams with a total of 148 athletes enrolled in the spring and 149 in the fall. Virtually equal numbers of girls (49%) and boys (51%) enrolled.

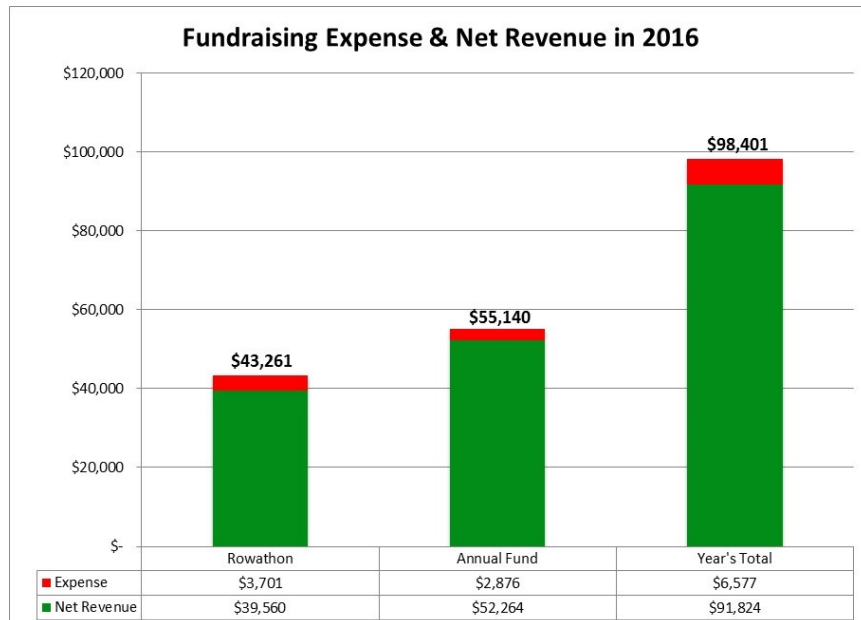
Adult Rowing participation increased 3% with strong enrollments in early morning, midday and evening groups. Most Learn-To-Row classes operated at capacity, attracting new participants to the sport. Long distance outings again proved popular, frequently sending out three 8's of rowers to different destinations on Lake Washington, weather permitting.



The first full year of the open sailing option sparked a substantial increase in **Sailing Program** participation with visits growing by 59% over 2015. Our youth racing team stayed steady and competed in three area regattas spread across the Spring and Fall.

Fundraising

Your very generous support propelled our fundraising to individual records in 2016. Having surpassed our fundraising goal by summer's end, we elected to forgo the Winter Gala fundraiser. The Gala will return when fundraising needs increase.



Enrollment Grows Again

- 7% growth overall
- Junior Crew at capacity
- Sailing grew with return of Open Sail days

Fundraising Yields Strong Results

Row-a-Thon set a new record, exceeding \$43,000. It allowed us to reduce the cost of Junior Regionals by 45%, a significant savings to each family.

2016 Annual Fund once again set a new record in total dollars raised. We coordinated the Annual Fund kick-off with the Seattle Foundation's GiveBig Day, and generated a contribution of \$1,396 from the Seattle Foundation. Annual Fund supports equipment replacement and financial aid.

Meeting Room Rentals generated gross revenue of \$118,000, a 10% increase over the prior year. Mount Baker receives approximately 45% of the gross revenue with the rest going to Seattle Parks and Recreation. After expenses we netted \$39,450.

Fundraising and Meeting Room rentals together generated net revenue of \$131,275 for financial aid, equipment and junior crew travel.

Competition Highlights

Juniors

Regional Championships

2nd - Girls' V8+ qualified for Nationals

2nd - Boys' V8+ qualified for Nationals

All Varsity boys earned medals at Regionals

Youth Nationals — Princeton, New Jersey

Boys' V8+ finished 8th nationally

Girls' V8+ finished 15th nationally

Masters

Head of The Charles — Boston

Men's 50 4+ finished 16th; automatically qualifies for 2017

Women's 50 4+ finished 16th; automatically qualifies for 2017



Competitive Results

Rowing

Juniors and Masters participated in local, regional and national regattas with some notable successes. At Junior Regionals, every varsity boy earned a medal, a rare event that demonstrated the depth and skill of rowers in all boat classes. Both the girls' V8 and the boys' V8 placed second in the Northwest Region and qualified for Junior Nationals where they finished 15th and 8th, respectively.



Masters rowers fielded what may have been the largest squad Mount Baker has sent to Masters Regionals, and competed strongly throughout the year. A record four boats traveled to Boston for the Head of The Charles regatta where both the men's and women's 4+'s placed 16th overall, easily requalifying for the 2017 race.

Sail Team

Our High School sailors competed in three area regattas: the Seattle Yacht Club Open in April; the Sail Sand Point Team race at the end of April; and the Sail Sand Point Oktoberfest in September.

Equipment Upgrades

A record eight new shells were dedicated in 2016: We continued to upgrade our rowing equipment with three new eights, a new four, two new pair/doubles, and two recreational singles. We acquired the singles through a surprise donation made to encourage new rowers to discover the joy of sculling.

Equipment Acquired in 2016	
Rowing Shells	
Baker Beast III*	New competition 8+
Margaret Rothchild II*	New general use 8+
Lake Washington	New general use 8+
Sara Nevin II	New competition 4+
Madrona II	New competition 2-/x
Leschi IV	New competition 2-/x
Minna	New recreation 1x
Gustave	New recreation 1x
* Insurance replacements of previously damaged hulls	
Sailboats	
Laser Sailboats	2 New Lasers
Paddling Equipment	
Stand-up Paddleboards	5 New Stand-up boards
Strength & Training Equip.	
Concept 2 Ergometers	6 new units
Outboard Motors	
	1 new 25 h.p. unit



About Us

The Boating Advisory Council is a member of the Associated Recreation Council, a not-for-profit 501(c)3 organization. The Advisory Council works closely with Seattle Parks and Recreation on operating the programs, managing physical facilities, hiring coaches, and raising money to renew equipment.

Contact Information

Mount Baker Rowing & Sailing Center
3800 Lake Washington Blvd. S
Seattle, WA 98118
206-386-1913

Website: mbrsc.org

Rental room website:
bakerboathouse.com

Photos courtesy of John Zilavy

Financial Summary

2016 Revenue & Expense

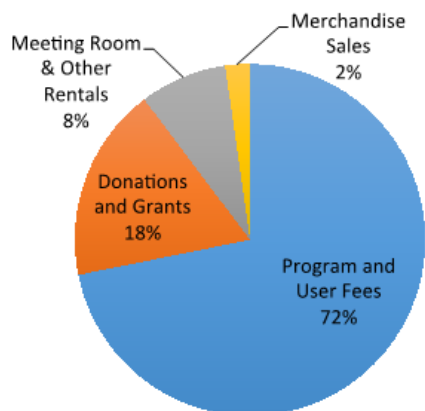
Revenue

Program and User Fees	\$504,613
Donations and Grants	\$125,752
Meeting Room/Other Rentals	\$56,474
Merchandise Sales	\$16,001
Total	\$702,840

Expense

Program Operations	\$453,205
Equipment Purchases	\$111,613
Administration	\$99,138
Financial Aid	\$5,060
Total	\$669,016
Increase (Decrease) to Surplus	\$33,824
Increase to Surplus 2015	\$95,343
Two-Year Increase to Surplus	\$129,167

2016 Sources of Revenue



2016 Expenses

